

# St. Clair College and ALERTAWARE MOBILE APP



## ALERTAWARE MOBILE APP

The College has moved from Alertus Mobile Recipient app to the AlertAware Mobile app. AlertAware works the same way and offers a mobile phone app for enhanced mobile notification between authorized dispatchers and end-users. The AlertAware App allows end-users to not only receive push notifications but also to quickly send geo-tagged incident reports to emergency management personnel via the **panic button** feature and in addition have two-way messaging capabilities between the user and security.

Alertus Desktop™ Notification will still be available to desktop users and grabs the attention of your computer immediately with a full-screen (or optional partial screen) pop-up alert. When an emergency occurs and a notification is sent by security, a full-screen alert will appear on all or select PCs and Macs across our facilities. Alertus Desktop Notification can be activated through the Alertus Activation Software by authorized users.

## ALERTAWARE MOBILE APP INSTALLATION

**The process to install the app is very quick and simple and should only take about 30 seconds.**

The AlertAware Mobile app can be downloaded from the Google Play store or the iOS App Store. The following QR codes can be used for both Android and iOS mobile users.


**Step 1)** Use the QR code below to download AlertAware Mobile App from the Apple or Google Play Store.



**Step 2)** Check your e-mail inbox for a New Invitation e-mail from AlertAware at [no-reply@alertaware.com](mailto:no-reply@alertaware.com).


**Step 3)** Click the “Accept Invitation” button within the message.

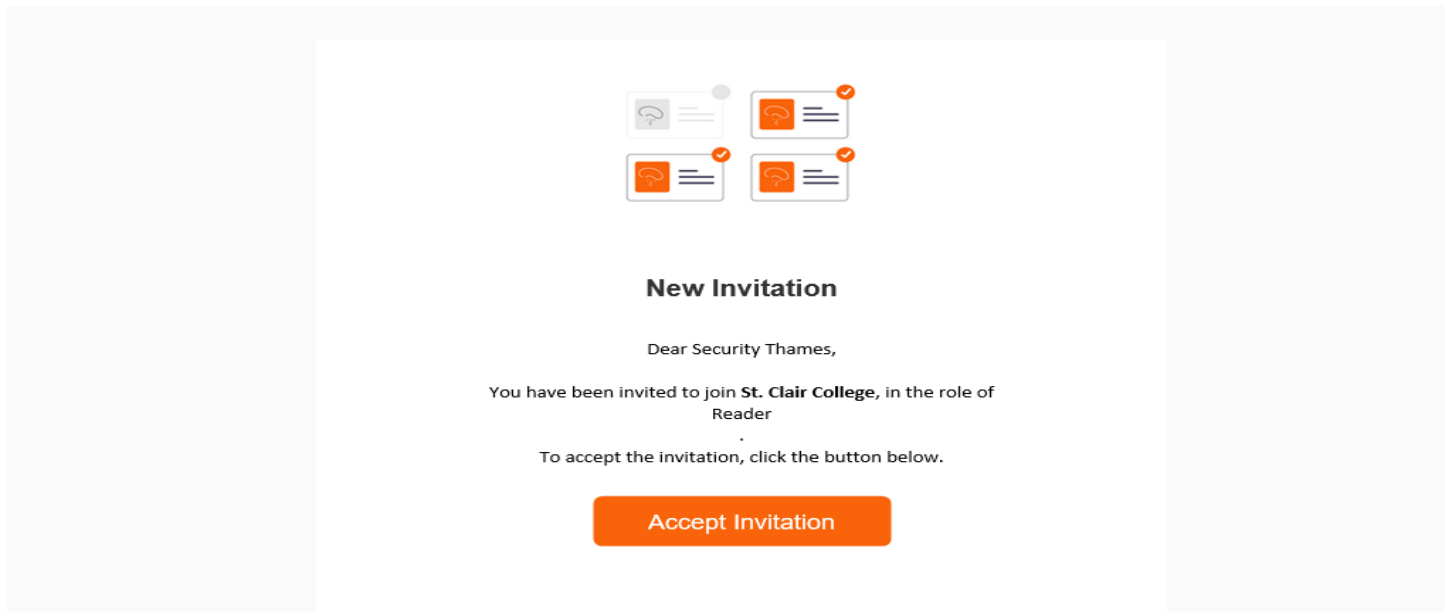
### New Invitation

 AlertAware <no-reply@alertaware.com>  
To: SECURITY THAMES

  Reply  Reply All  Forward  

Fri 12/20/2024 10:22 AM

 If there are problems with how this message is displayed, click here to view it in a web browser.



**Step 4)** Complete the Sign-Up form and input information into all categories; First Name, Last Name, Username, E-mail and create a Password. Click on the “Sign Up” button once the form is filled out completely.

### Sign Up English

Fill out the form below and click the Sign Up button.

First Name  
Security

Last Name  
Thames

Username  
securitythames@stclaircollege.ca

Email  
securitythames@stclaircollege.ca

+

 +1 5198904385 Mobile

10/10

+

Password

Confirm Password

**Sign Up**

Have an account? [Sign In](#)




## Unified Mass Notification

The AlertAware Unified Mass Notification System enables you to keep your people informed and connected during an emergency or other critical event.

Sign in with SSO

 Sign In With Google

 Sign In With Your Organization

Download our mobile app



**Step 5)** Select **“Yes”** on the form to accept push notifications to your phone from the AlertAware Mobile app.

English ▾

✓ Push Notifications

### Push Notifications

1/5

Would you like to receive push notifications?

**Yes**

No, I do not want to receive push notifications


Back **Proceed**

✓ Location Access

✓ SMS Notifications

✓ Voice Notifications

[Privacy Policy](#) | [Terms of use](#)  
© 2024 AlertAware. All Rights Reserved



**Step 6)** Select **“Yes”** to allow Location Access to the AlertAware Mobile app. This will allow Geo-Locating only when help is requested by the user.

English ▾

✓ Push Notifications

✓ Location Access

### Location Access

2/5

Would you like to allow location access?

**Yes**


No, don't allow location access

Back **Proceed**

✓ SMS Notifications

✓ Voice Notifications

[Privacy Policy](#) | [Terms of use](#)  
© 2024 AlertAware. All Rights Reserved



**Step 7)** Select “Yes” to allow Push Notifications to be sent by AlertAware to your phone.

English ▾

✔ Location Access

✔ SMS Notifications

### SMS Notifications

3/5

📞 723-389


By submitting this form, I confirm that I am authorized to add the telephone number above and hereby give my written consent to receive SMS/MMS text messages from 723389. I understand that my consent is not required as a condition to purchase products or services.

When you subscribe to the AlertAware SMS Notifications, message and rates may apply. You may opt-out from future alerts and messages by texting 'STOP' to 723389. For help text 'HELP' to 723389 or email us at support@alertaware.com. For the full terms and conditions, visit our [Terms of Use page](#).

Back

[Privacy Policy](#) | [Terms of use](#)

© 2024 AlertAware. All Rights Reserved





## Unified Mass Notification

The AlertAware Unified Mass Notification System enables you to keep your people informed and connected during an emergency or other critical event.

Sign in with SSO

Download our mobile app

**Step 8)** Select “Yes” to allow Voice Notifications to be sent by AlertAware to your phone.

English ▾

✔ SMS Notifications

✔ Voice Notifications

### Voice Notifications

4/5

📞 +1 743 300 8712


By submitting this form, I confirm that I am authorized to add the telephone number above and hereby give my written consent to receive telephone calls from +1 743 300 8712. I understand that my consent is not required as a condition to purchase products or services.

When you subscribe to AlertAware Voice Notifications, message and rates may apply by your carrier. You may opt-out from future alerts by deleting your number from your profile or by sending an email to support@alertaware.com. For full terms and conditions, visit our [Terms of Use page](#).

Back

[Privacy Policy](#) | [Terms of use](#)

© 2024 AlertAware. All Rights Reserved





## Unified Mass Notification

The AlertAware Unified Mass Notification System enables you to keep your people informed and connected during an emergency or other critical event.

Sign in with SSO

Download our mobile app

**Step 9)** The setup is complete. You will now receive emergency notifications on your phone. You can also request assistance and report an emergency by selecting “Report Emergency” or “Report Incident” from the AlertAware Dashboard.

**Dashboard**

St. Clair College | Security Thames  
Reader securitythames@stcl...

**Overall**

- System Status: **Online**
- Active Notifications: **0**
- Active Incidents: **0**
- Active Events: **0**

**Report an Incident**

- Report Emergency
- Report Incident

**Reported Incidents** More

All Open Closed 0 items

**One Touch**  
Quick access to activation

**Custom Activation**  
Customize & send an activation

Activation Monthly Count

13
9.75
6.5

No Incidents

Security Thames  
securitythames@stclaircollege.ca